



Suite 1/9 Hampden Road
Nedlands WA 6009
Tel: +61 8 9386 8382
Fax: +61 8 6183 4892
ABN: 59 151 155 734
www.santafeminerals.com.au

26 October 2021

Company Announcements Office
ASX Limited

QUARTERLY ACTIVITIES REPORT FOR THE PERIOD ENDED 30th SEPTEMBER 2021

During the quarter, Santa Fe Minerals Ltd (“**Santa Fe**”, “**SFM**” or “**the Company**”) continued the systematic evaluation of the exploration potential of the Challa Projects with respect to gold and vanadium mineralisation.

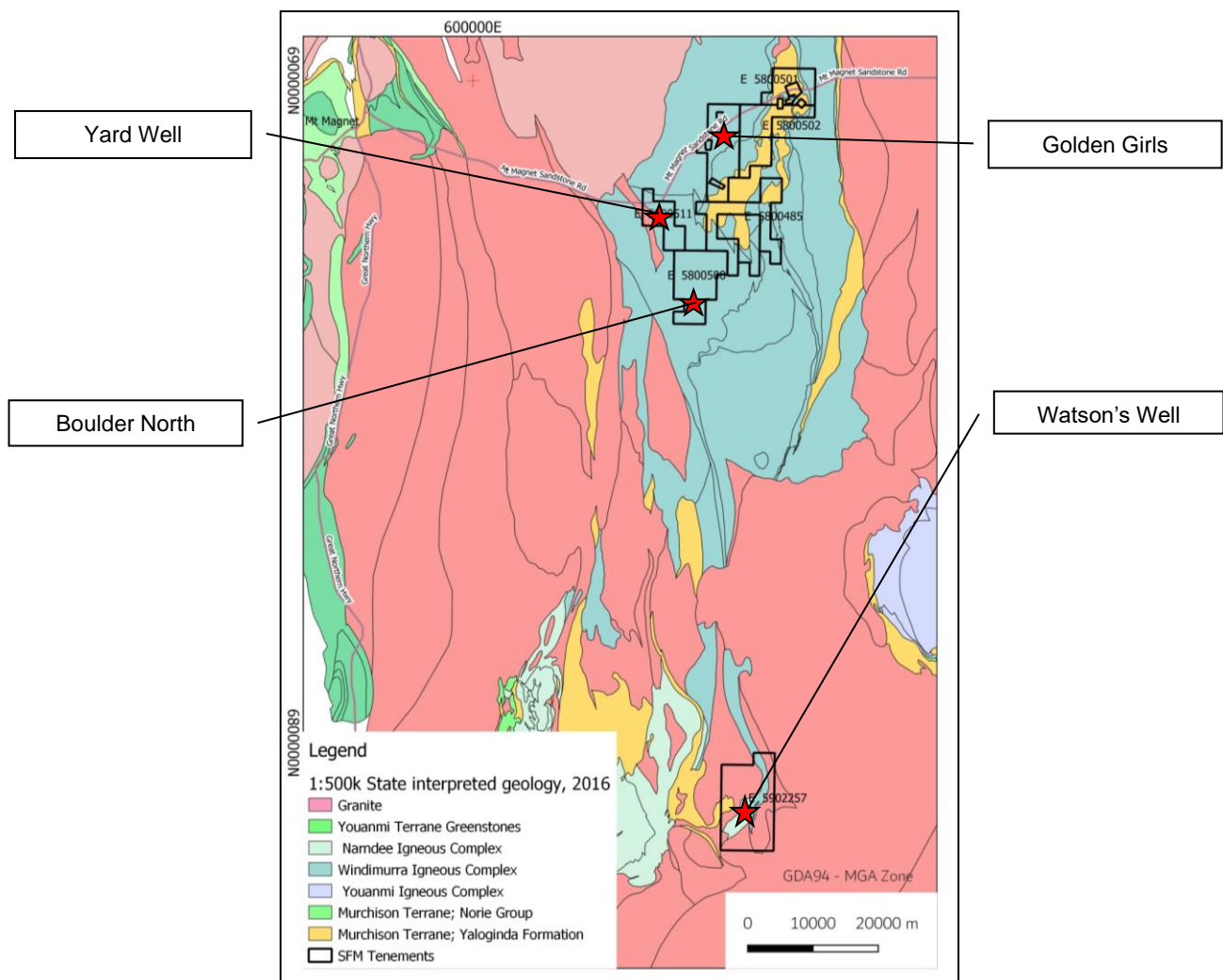


Figure 1 - Challa Project area.

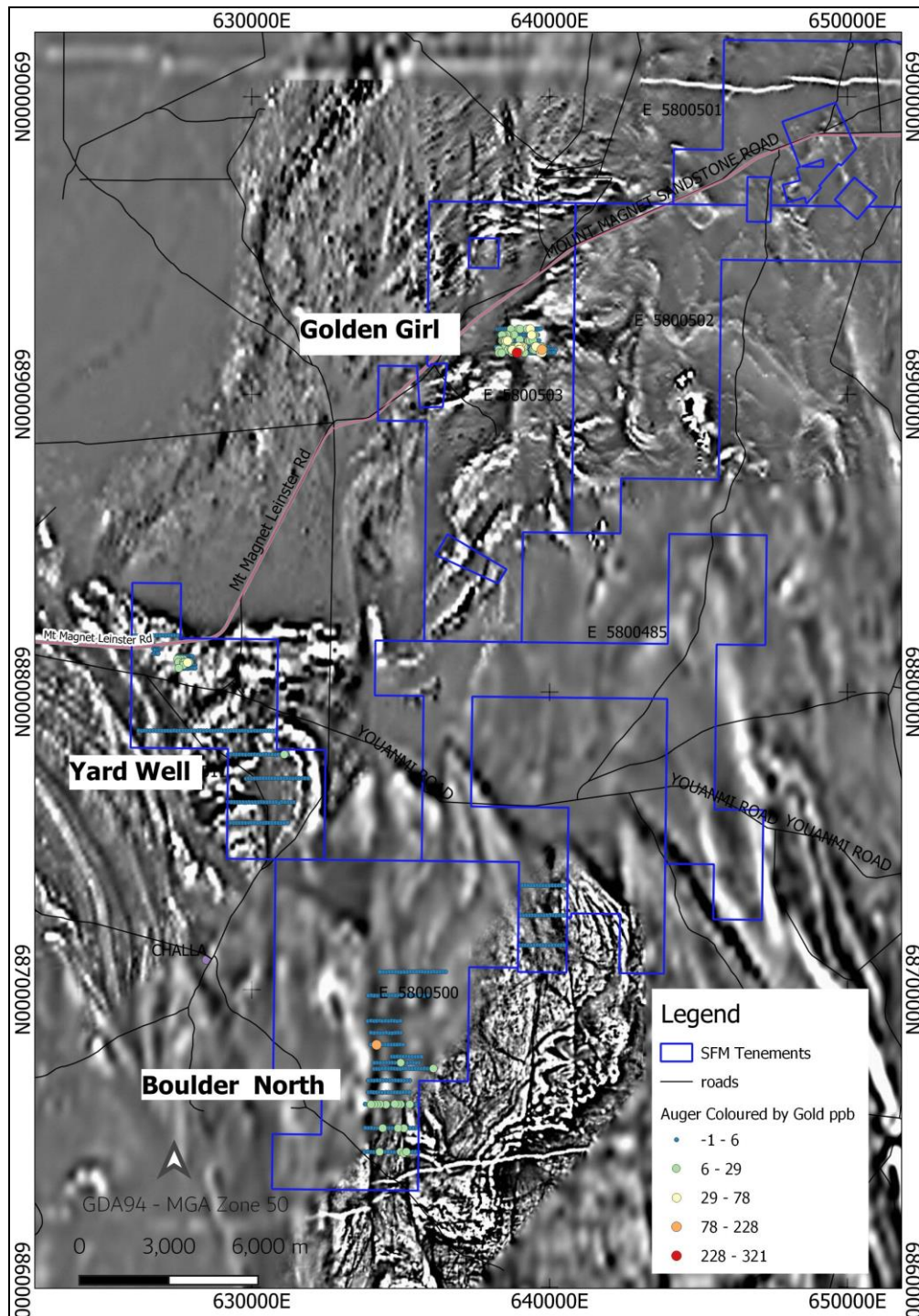
Challa North Prospects – Gold

The expanded auger sampling program planned for the September 2021 quarter was completed after the end of the quarter. The auger sampling followed up previously defined anomalous gold zones at

1. Golden Girls.
2. Yard Well.
3. Boulder North.

In addition, at Yard Well, the auger program included testing of new structural targets.

All auger samples are now in the laboratory and results are expected in the December 2021 quarter.



Golden Girls Prospect

Auger sampling completed in the June 2021 quarter defined 4 subparallel gold zones over an area of 1,000m x 1,400m with a maximum gold result of 321ppb gold (Figure 3). The zones are open along strike, north and south, extending beyond the areas of previous soil sampling.

The recently completed expanded auger sampling program was designed to extend and define the gold anomalies for follow-up drilling. Results are expected in the December 2021 quarter.

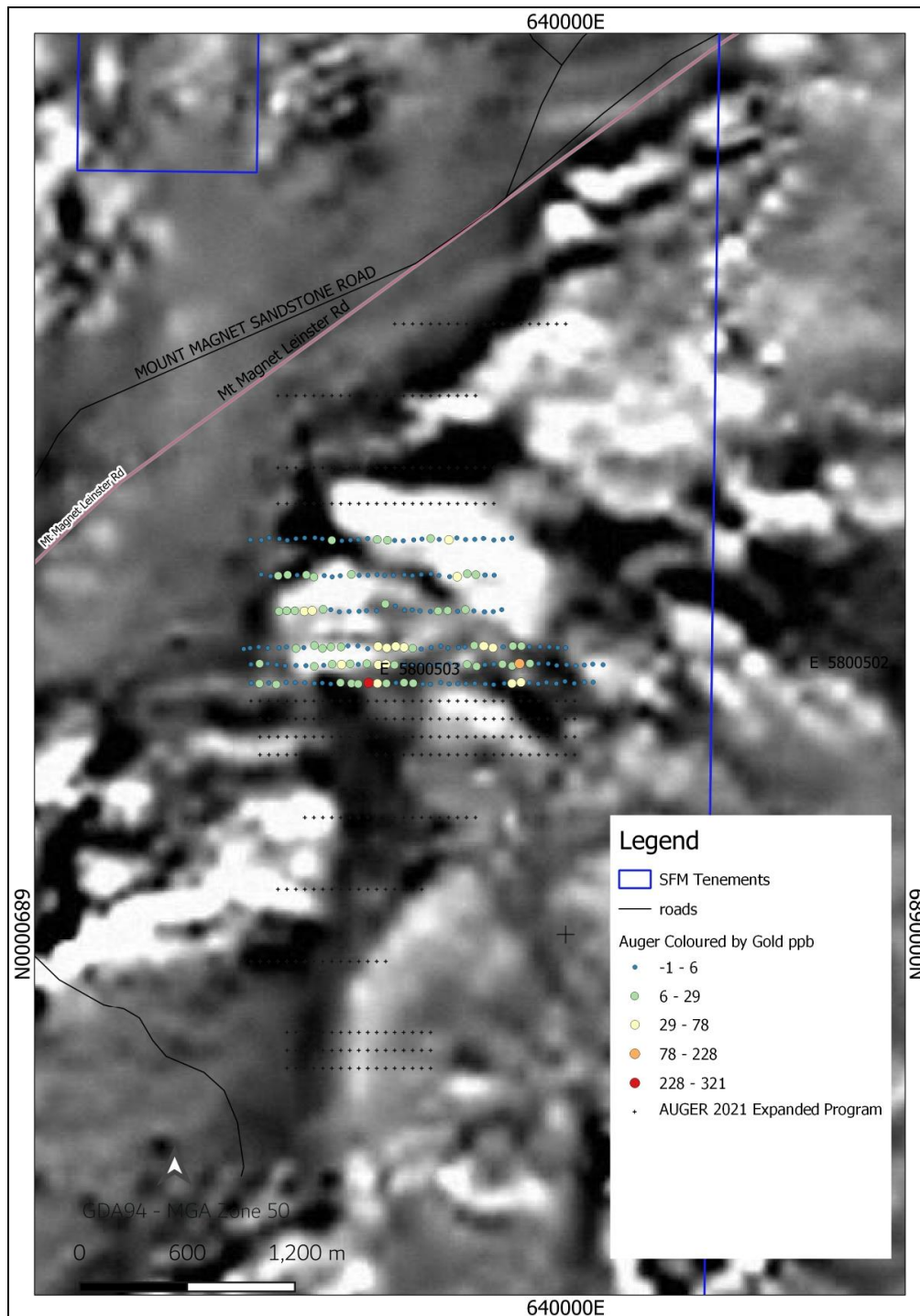


Figure 3: Golden Girls prospect auger sample locations coloured by gold grade and recently completed expanded auger program.

Yard Well Prospect

Auger sampling reported in the June 2021 quarter defined a north-west trending gold zone, plus 5ppb Au, over 400m with a maximum value of 76ppb Au associated with an interpreted fault zone (Figure 4). Other similar structural gold targets nearby have been tested by the recently completed expanded auger program.




Figure 4: Yard Well auger sample locations coloured by Au ppb and expanded auger locations over 1vd magnetics.

Boulder North Prospect

Auger sampling reported in the June 2021 quarter defined three parallel gold corridors over 4km strike strongly correlated with north/south striking magnetic low fault zones (Figure 5). The fault zones extend beyond the current broad spaced sampling. The expanded auger program has

both infilled the previous broad spaced sampling and further tested the interpreted fault zones along strike.




Figure 5: Boulder North gold target auger sample locations coloured by gold grade and expanded auger sample locations over 1vd merged magnetics. High-resolution magnetic data was only in the SE and low-resolution data for the rest of the tenement.

Challa South (Watson's Well) – Vanadium

A review of the Watsons Well Vanadium target was completed during the quarter. It was decided detailed mapping was required to better define the target area prior to the planned drilling. The mapping began after the end of the September 2021 quarter. Results are expected in the December 2021 quarter.

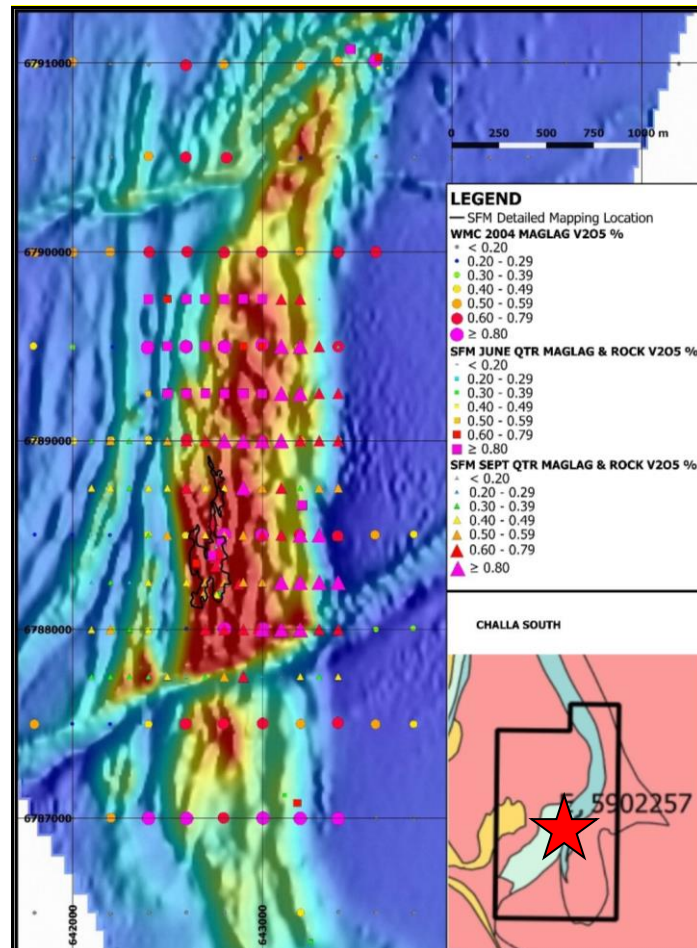


Figure 6- V_2O_5 MagLag and rock chip sampling assay results and location of detailed mapping location at Watson's Well Prospect

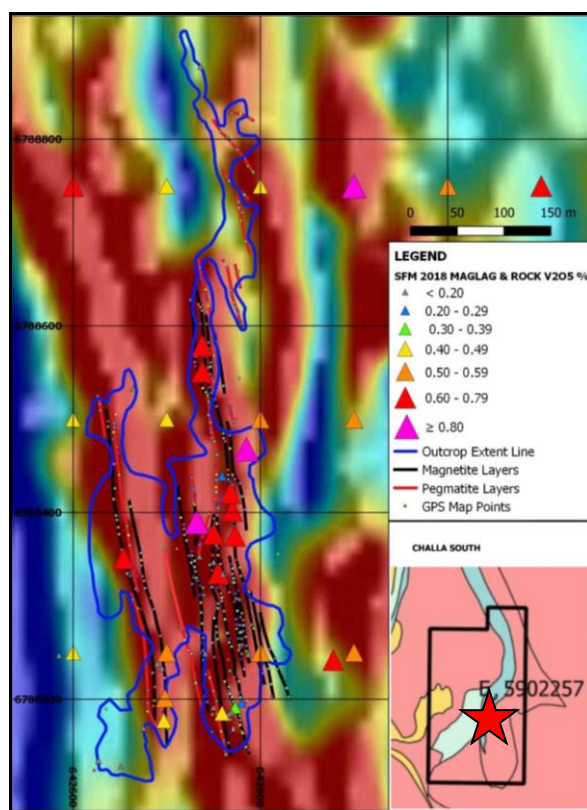


Figure7 - V_2O_5 MagLag and rock chip sampling assay results and detailed outcrop mapping at Watson's Well Prospect

Financial Position and Corporate

As at 30 September 2021, the Company had a balance of \$4,568,324 in liquid assets comprising of \$3,257,000 of cash and shares held in listed entities with a market value of \$1,311,324. At 30 September 2021 and also at the date of this report, the Company's shareholdings in listed entities comprised the following securities:

Firefinch Limited	2,000,000 fully paid ordinary shares (FFX)
Oakajee Corporation Limited	1,286,250 fully paid ordinary shares (OKJ)
Oakajee Corporation Limited	1,286,250 listed options (OKJO)

The Company continues to assess a number of opportunities in the resources sector.

This ASX announcement has been authorised for release by the Board.

- ENDS -

For further information, please contact:

Doug Rose
Managing Director
 +61 409 465 511

COMPLIANCE STATEMENT

The information in this report that relates to Exploration Results is based on information compiled by Mr. Reginald Beaton who is a Member of the Australian Institute of Geoscientists. Mr. Beaton is an employee of Santa Fe Minerals Limited and has sufficient experience which is relevant to the style of mineralisation under consideration to qualify as a Competent Person as defined in the 2012 Edition of the 'Australian Code for Reporting of Exploration Results, Mineral Resources and Ore Reserves'. Mr. Beaton consents to the inclusion in the report of the matters based on the information compiled by him, in the form and context in which it appears.

All technical information presented in this report has previously been released to ASX. The Company is not aware of any new information or data that materially affects the information included in the above.

Appendix 1: Disclosures in accordance with ASX Listing Rule 5.3

Tenements held at the end of the quarter

Tenement	Holder¹	Interest	Location	Status
E58/485	Challa Resources Pty Ltd	100%	Western Australia	Granted
E58/500	Challa Resources Pty Ltd	100%	Western Australia	Granted
E58/501	Challa Resources Pty Ltd	100%	Western Australia	Granted
E58/502	Challa Resources Pty Ltd	100%	Western Australia	Granted
E58/503	Challa Resources Pty Ltd	100%	Western Australia	Granted
E58/511	Challa Resources Pty Ltd	100%	Western Australia	Granted
E59/2257	Challa Minerals Pty Ltd	100%	Western Australia	Granted

¹Challa Resources Pty Ltd and Challa Minerals Pty Ltd are wholly owned subsidiaries of Santa Fe Minerals Limited.

The Company did not acquire or dispose of any mining tenements, nor did it enter into any farm-in or farm-out agreements during the quarter.

Related Party Payments

During the quarter ended 30 September 2021, the Company made payments of \$60,225 to related parties and their associates. These payments relate to existing remuneration arrangements being director fees and superannuation.

Appendix 5B

Mining exploration entity or oil and gas exploration entity quarterly cash flow report

Name of entity

Santa Fe Minerals Limited

ABN

59 151 155 734

Quarter ended ("current quarter")

30 September 2021

Consolidated statement of cash flows		Current quarter \$A'000	Year to date (12 months) \$A'000
1.	Cash flows from operating activities		
1.1	Receipts from customers	-	-
1.2	Payments for		
	(a) exploration & evaluation	(78)	(78)
	(b) development	-	-
	(c) production	-	-
	(d) staff costs	(67)	(67)
	(e) administration and corporate costs	(37)	(37)
1.3	Dividends received (see note 3)	-	-
1.4	Interest received	1	1
1.5	Interest and other costs of finance paid	-	-
1.6	Income taxes paid	-	-
1.7	Government grants and tax incentives	-	-
1.8	Other (provide details if material)	-	-
1.9	Net cash from / (used in) operating activities	(181)	(181)
2.	Cash flows from investing activities		
2.1	Payments to acquire or for:		
	(a) entities	-	-
	(b) tenements	-	-
	(c) property, plant and equipment	-	-
	(d) exploration & evaluation	-	-
	(e) investments	-	-
	(f) other non-current assets	-	-

Consolidated statement of cash flows		Current quarter \$A'000	Year to date (12 months) \$A'000
2.2	Proceeds from the disposal of:	-	-
	(a) entities	-	-
	(b) tenements	-	-
	(c) property, plant and equipment	-	-
	(d) investments	-	-
	(e) other non-current assets	-	-
2.3	Cash flows from loans to other entities	-	-
2.4	Dividends received (see note 3)	-	-
2.5	Other (provide details if material)	-	-
2.6	Net cash from / (used in) investing activities	-	-

3.	Cash flows from financing activities		
3.1	Proceeds from issues of equity securities (excluding convertible debt securities)	-	-
3.2	Proceeds from issue of convertible debt securities	-	-
3.3	Proceeds from exercise of options	-	-
3.4	Transaction costs related to issues of equity securities or convertible debt securities	-	-
3.5	Proceeds from borrowings	-	-
3.6	Repayment of borrowings	-	-
3.7	Transaction costs related to loans and borrowings	-	-
3.8	Dividends paid	-	-
3.9	Other (provide details if material)	-	-
3.10	Net cash from / (used in) financing activities	-	-

4.	Net increase / (decrease) in cash and cash equivalents for the period		
4.1	Cash and cash equivalents at beginning of period	3,438	3,438
4.2	Net cash from / (used in) operating activities (item 1.9 above)	(181)	(181)
4.3	Net cash from / (used in) investing activities (item 2.6 above)	-	-
4.4	Net cash from / (used in) financing activities (item 3.10 above)	-	-

Mining exploration entity or oil and gas exploration entity quarterly cash flow report

Consolidated statement of cash flows		Current quarter \$A'000	Year to date (12 months) \$A'000
4.5	Effect of movement in exchange rates on cash held	-	-
4.6	Cash and cash equivalents at end of period	3,257	3,257

5.	Reconciliation of cash and cash equivalents at the end of the quarter (as shown in the consolidated statement of cash flows) to the related items in the accounts	Current quarter \$A'000	Previous quarter \$A'000
5.1	Bank balances	112	94
5.2	Call deposits	3,145	3,344
5.3	Bank overdrafts	-	-
5.4	Other (provide details)	-	-
5.5	Cash and cash equivalents at end of quarter (should equal item 4.6 above)	3,257	3,438

6.	Payments to related parties of the entity and their associates	Current quarter \$A'000
6.1	Aggregate amount of payments to related parties and their associates included in item 1	60
6.2	Aggregate amount of payments to related parties and their associates included in item 2	-
<i>Note: if any amounts are shown in items 6.1 or 6.2, your quarterly activity report must include a description of, and an explanation for, such payments.</i>		

Mining exploration entity or oil and gas exploration entity quarterly cash flow report

7.	Financing facilities <i>Note: the term "facility" includes all forms of financing arrangements available to the entity. Add notes as necessary for an understanding of the sources of finance available to the entity.</i>	Total facility amount at quarter end \$A'000	Amount drawn at quarter end \$A'000
7.1	Loan facilities	-	-
7.2	Credit standby arrangements	-	-
7.3	Other (please specify)	-	-
7.4	Total financing facilities	-	-
7.5	Unused financing facilities available at quarter end		
7.6	Include in the box below a description of each facility above, including the lender, interest rate, maturity date and whether it is secured or unsecured. If any additional financing facilities have been entered into or are proposed to be entered into after quarter end, include a note providing details of those facilities as well.		
	N/A		

8.	Estimated cash available for future operating activities	\$A'000
8.1	Net cash from / (used in) operating activities (item 1.9)	(181)
8.2	(Payments for exploration & evaluation classified as investing activities) (item 2.1(d))	-
8.3	Total relevant outgoings (item 8.1 + item 8.2)	(181)
8.4	Cash and cash equivalents at quarter end (item 4.6)	3,257
8.5	Unused finance facilities available at quarter end (item 7.5)	-
8.6	Total available funding (item 8.4 + item 8.5)	3,257
8.7	Estimated quarters of funding available (item 8.6 divided by item 8.3)	18.00
	<i>Note: if the entity has reported positive relevant outgoings (ie a net cash inflow) in item 8.3, answer item 8.7 as "N/A". Otherwise, a figure for the estimated quarters of funding available must be included in item 8.7.</i>	
8.8	If item 8.7 is less than 2 quarters, please provide answers to the following questions:	
8.8.1	Does the entity expect that it will continue to have the current level of net operating cash flows for the time being and, if not, why not?	
	Answer: Not applicable.	
8.8.2	Has the entity taken any steps, or does it propose to take any steps, to raise further cash to fund its operations and, if so, what are those steps and how likely does it believe that they will be successful?	
	Answer: Not applicable.	

Mining exploration entity or oil and gas exploration entity quarterly cash flow report

8.8.3 Does the entity expect to be able to continue its operations and to meet its business objectives and, if so, on what basis?

Answer: Not applicable.

Note: where item 8.7 is less than 2 quarters, all of questions 8.8.1, 8.8.2 and 8.8.3 above must be answered.

Compliance statement

- 1 This statement has been prepared in accordance with accounting standards and policies which comply with Listing Rule 19.11A.
- 2 This statement gives a true and fair view of the matters disclosed.

Date: 26 October 2021

Authorised by: By the Board of Santa Fe Minerals Limited
(Name of body or officer authorising release – see note 4)

Notes

1. This quarterly cash flow report and the accompanying activity report provide a basis for informing the market about the entity's activities for the past quarter, how they have been financed and the effect this has had on its cash position. An entity that wishes to disclose additional information over and above the minimum required under the Listing Rules is encouraged to do so.
2. If this quarterly cash flow report has been prepared in accordance with Australian Accounting Standards, the definitions in, and provisions of, *AASB 6: Exploration for and Evaluation of Mineral Resources* and *AASB 107: Statement of Cash Flows* apply to this report. If this quarterly cash flow report has been prepared in accordance with other accounting standards agreed by ASX pursuant to Listing Rule 19.11A, the corresponding equivalent standards apply to this report.
3. Dividends received may be classified either as cash flows from operating activities or cash flows from investing activities, depending on the accounting policy of the entity.
4. If this report has been authorised for release to the market by your board of directors, you can insert here: "By the board". If it has been authorised for release to the market by a committee of your board of directors, you can insert here: "By the [name of board committee – eg Audit and Risk Committee]". If it has been authorised for release to the market by a disclosure committee, you can insert here: "By the Disclosure Committee".
5. If this report has been authorised for release to the market by your board of directors and you wish to hold yourself out as complying with recommendation 4.2 of the ASX Corporate Governance Council's *Corporate Governance Principles and Recommendations*, the board should have received a declaration from its CEO and CFO that, in their opinion, the financial records of the entity have been properly maintained, that this report complies with the appropriate accounting standards and gives a true and fair view of the cash flows of the entity, and that their opinion has been formed on the basis of a sound system of risk management and internal control which is operating effectively.